



LinguaFolio
Online

User Tutorial

Signing up and Logging in: STARTALK LFO Conference
Edition

User Tutorial: Signing up for and Logging in to LinguaFolio Online Conference Edition

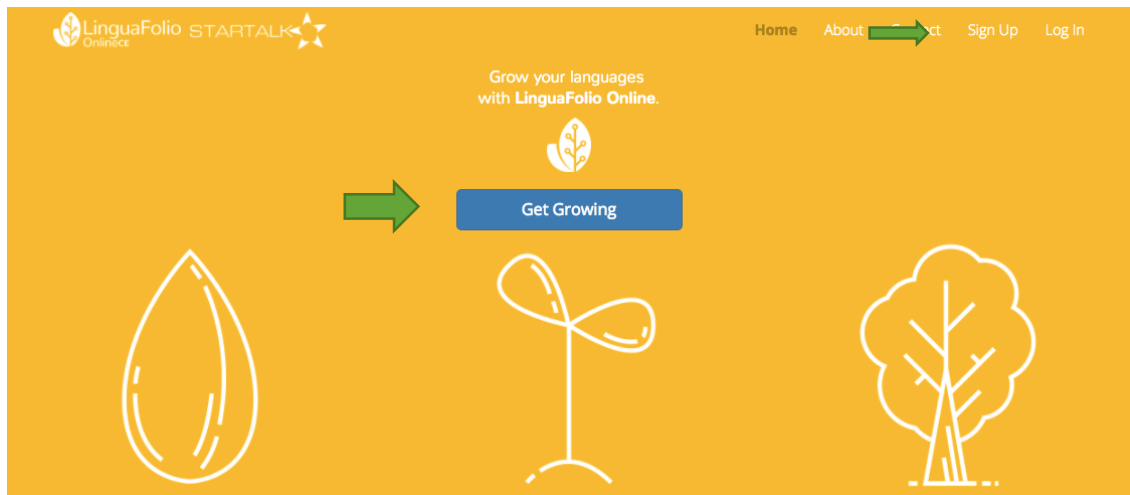
This tutorial provides users with information regarding the following functions of the *ST LFOce* mobile application:

Section 1: Signing up

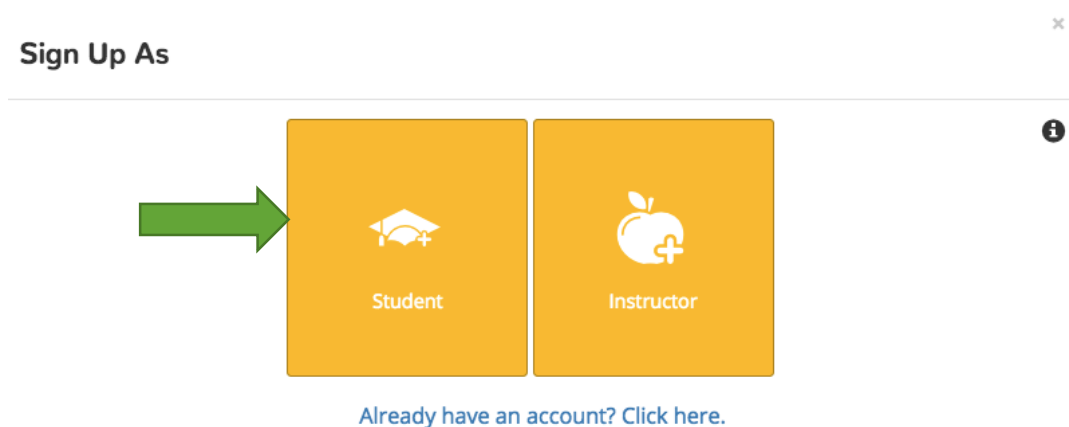
Section 2: Logging in

Section 1: Signing up

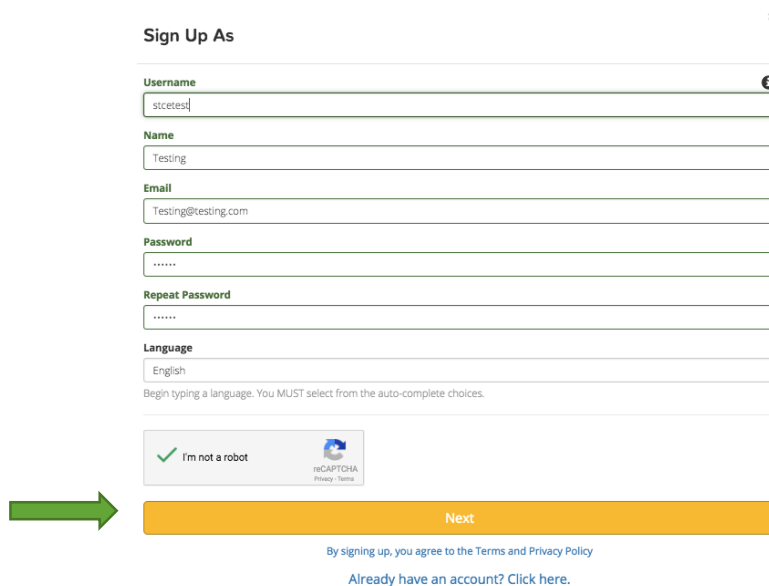
1. Go to startalkfoce.uoregon.edu.
2. You will see the screen pictured below. Click "Sign Up" or "Get Growing."



3. Click "Student" on the screen that displays next.

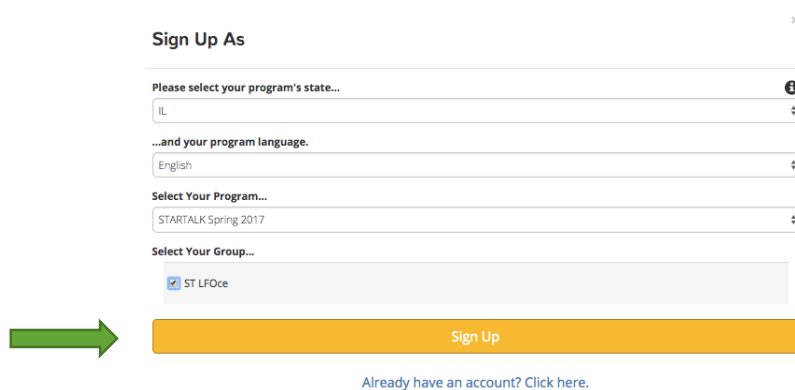


4. After clicking “Student,” you will see the screen below. Fill it out accurately. **Make sure that your username and your password are at least six characters long.** For the conference, we suggest using 123123 as your password. When choosing a language, begin typing “English” since it is the language of the conference and **click it in the drop-down box when it appears.** When you are finished, click “Next.”



The screenshot shows a 'Sign Up As' form with the following fields: Username (sctetes), Name (Testing), Email (Testing@testing.com), Password (masked with dots), Repeat Password (masked with dots), and Language (English). Below the fields is a reCAPTCHA 'I'm not a robot' checkbox. A green arrow points to the orange 'Next' button. Below the button, there is a link: 'By signing up, you agree to the Terms and Privacy Policy' and 'Already have an account? Click here.'

5. You will then be brought to the screen below. For the conference, your state is “IL,” your language is “English,” and your program is “STARTALK Spring 2017.” Select “ST LFOce” as your group and click “Sign Up.”



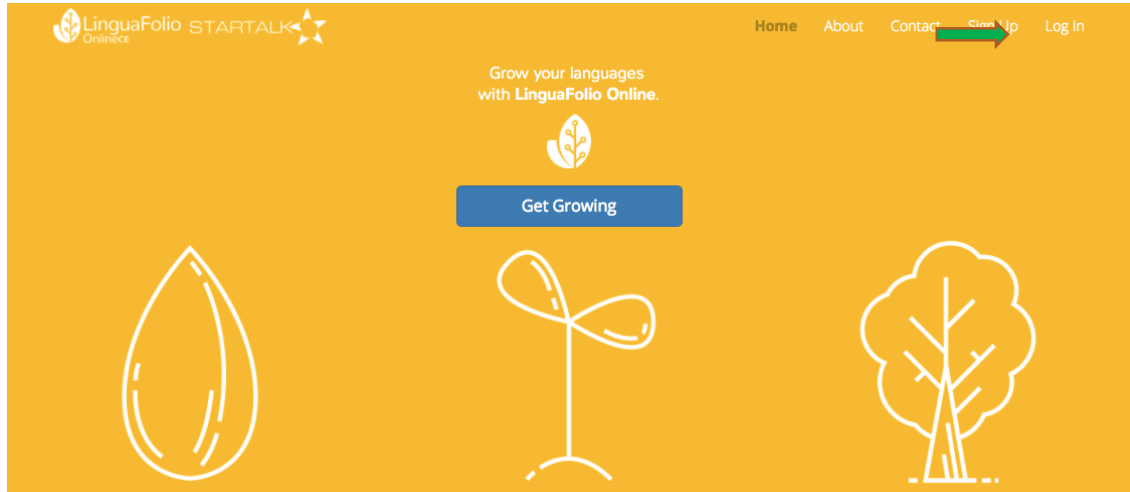
The screenshot shows a 'Sign Up As' form with the following fields: 'Please select your program's state...' (IL), '...and your program language.' (English), 'Select Your Program...' (STARTALK Spring 2017), and 'Select Your Group...' (ST LFOce). A green arrow points to the orange 'Sign Up' button. Below the button, there is a link: 'Already have an account? Click here.'

After you click “Sign Up,” you will need to agree to the terms of service and will be redirected to the dashboard (home page).

Congratulations! You are signed up and ready to use STARTALK LFO Conference Edition!

Section 2: Logging in

1. Go to startalkfoce.uoregon.edu.
2. Click "Log In" in the top right.



3. You will then be directed to enter your username and password and click "Log In." If you forget your password, you may reset it by clicking "Reset It."

×

Log In

Looking for STARTALK LinguaFolio Online? [Click here.](#)

Username

Password

Remember Me

If you forgot your password, [reset it.](#)


[Log In](#) i

- If you need to reset your password, you will be prompted to enter either the username or email address associated with your account. Once you have entered the required information, click "Submit" and an email will be sent to allow you to reset the password. If you do not receive the email, please make sure that your email filter is not blocking emails from lfolio@uoregon.edu.

Request password reset

Please enter your email or username. A link to reset your password will be sent to the email account associated with your login.

Email or Username



- If you cannot reset your password, please email the support team at lfolio@uoregon.edu.

Congratulations! It's time to get growing!



The STARTALK Program administered by the National Foreign Language Center at the University of Maryland and the U.S. Department of Education Title VI, under grant #P229A140004, support development of LinguaFolio Online. Contents do not necessarily represent the policy of the U.S. Department of Education nor imply endorsement by the federal government.