



LinguaFolio
Online

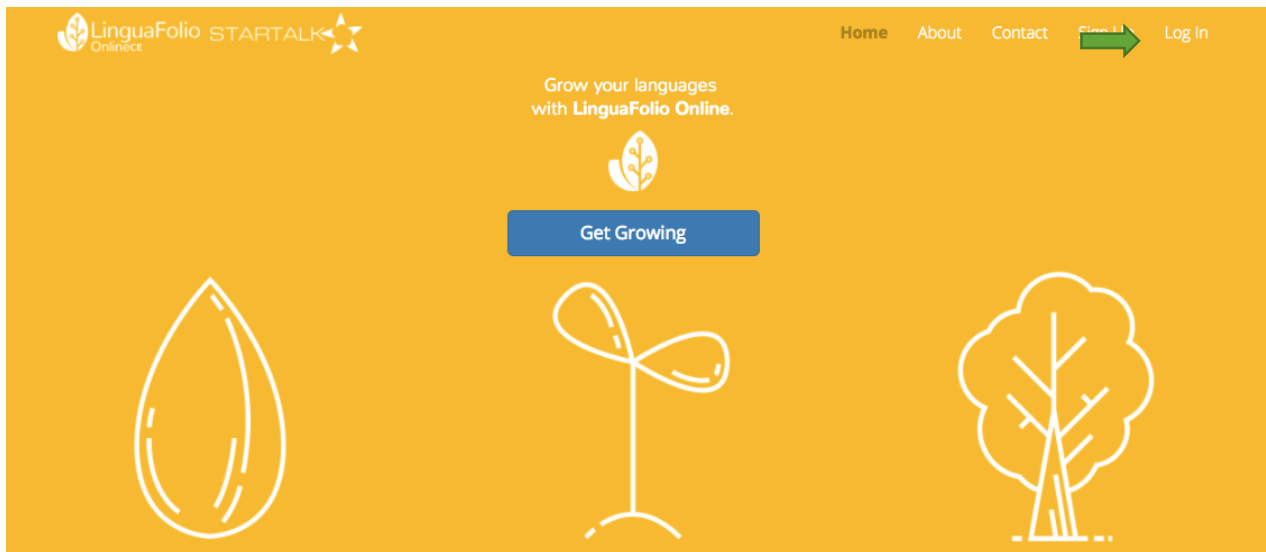
User Tutorial

Overview: STARTALK LinguaFolio Online Conference Edition

User Tutorial: Overview of STARTALK LinguaFolio Online Conference Edition

This tutorial provides users with an overview of the sections within ST LFO Conference Edition.

1. Go to startalklfoce.uoregon.edu. Log in by clicking “Log In” in the top right.



2. Next, you will see the screen below. After entering your username and password, click “Log In.”

×

Log In


[Looking for STARTALK LinguaFolio Online? Click here.](#)


Username

Password

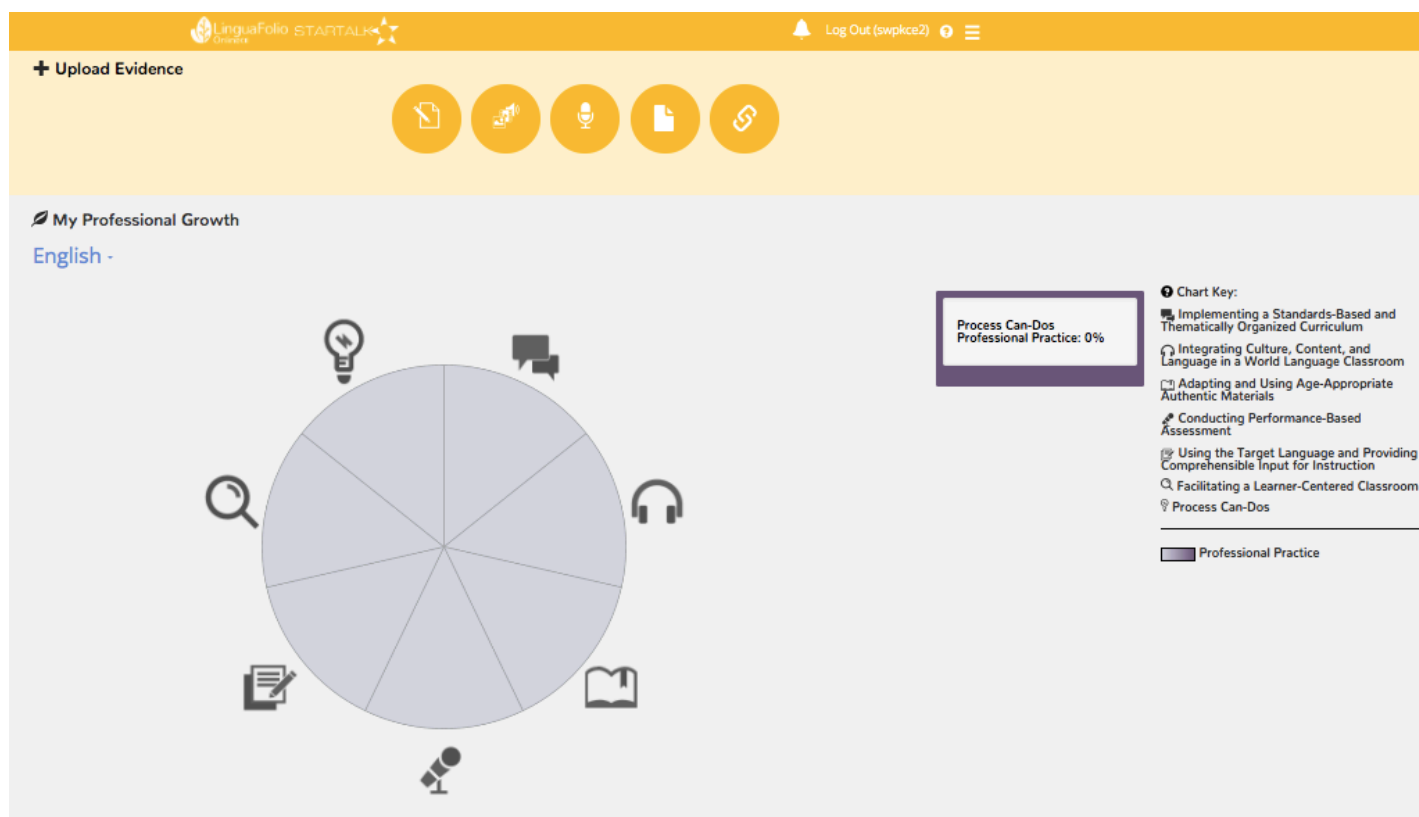
Remember Me

If you forgot your password you can reset it.






3. Next, you will see the user dashboard. It will look similar to the one featured below. You may upload evidence under “Upload Evidence” and reflect on your professional growth under “My Professional Growth.” Can-Do Statements chosen as learning targets for each Focus Session can be reviewed by scrolling down to “Focus Sessions.”



4. To access the rest of LinguaFolio Online, click the menu icon in the top right. You will see the following menu options: “About,” “Contact,” “Dashboard,” “My Evidence,” “Profile,” and “Can-Do.”



5. “About” provides information regarding the history and functionality of LinguaFolio Online.

About LinguaFolio Online

LinguaFolio Online is an online language learning portfolio that promotes autonomous learning through formative assessment.

LinguaFolio Online is organized around the NCSSEFL-ACTFL Can-Do Statements. LinguaFolio Online supports articulation by providing a clear and commonly accepted description of language proficiency based on the ACTFL Proficiency Guidelines.

Learners can set goals based on the Can-Do Statements, track their progress toward accomplishing the statements, and upload work samples to showcase their abilities. Learners are enabled to truly understand the differing levels of language proficiency through examining and practicing the language functions embodied by the Can-Do Statements. They can create evidence to include in their portfolios on a regular basis to showcase their work, which helps them see how they are building the capacity to use the target language. Learners have a clear voice in tailoring their learning experiences to their own needs, wants, and interests.

"I feel like LinguaFolio is the best effort I have seen at helping learners to structure what they're learning and how they're going to apply it."

– Betsy Burton, ESL Teacher

Additionally, LinguaFolio Online and the free mobile application LFO to Go facilitate language learning outside of the classroom. Learners can easily capture evidence when and where they use it – in local stores, in restaurants, or online. Each subscription allows learners to work on their portfolio for an entire year. In this way, LinguaFolio Online facilitates buy-in that learning is a lifelong, ubiquitous process.

6. "Contact" allows you to email the CASLS LinguaFolio Support Team. Make sure to fill out the entire form before submitting it.

Contact

If you have questions, please fill out the following form to contact us.

You are also welcome to contact the LinguaFolio Online support team at lfolio@uoregon.edu

Tutorials are available on [LFO Network](#)

You may close this popup window and reopen it without losing your data as long as you do not refresh/reload the webpage.

Subject

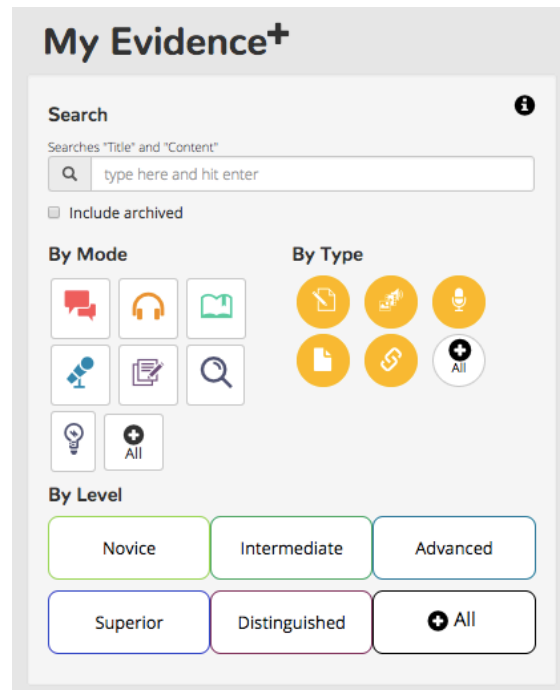
Your Contact Info:

So we can get in touch with you about your feedback/issue.

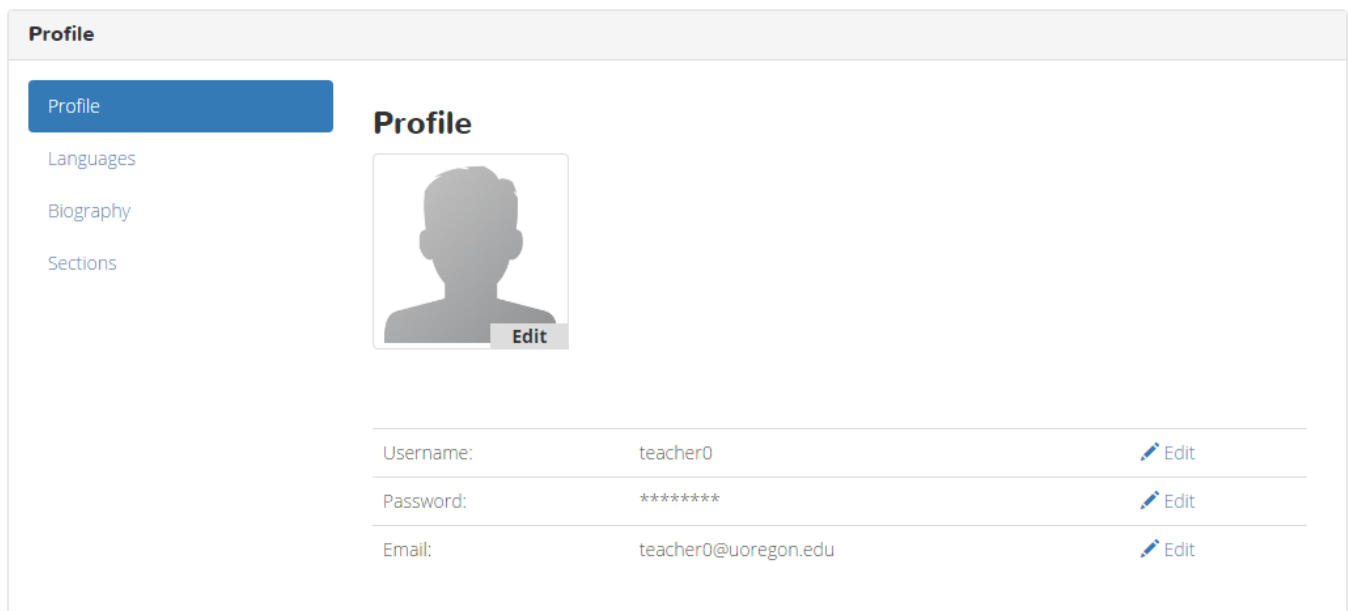
Name

Email

7. "My Evidence" allows you to review the evidence that you have created and uploaded. You can search your evidence by title or sort your evidence by STARTALK Principle (mode) and type.




8. "Profile" gives a picture of who you are within the LinguaFolio Online system. You may add a photograph under "Profile," edit the languages that you speak under "Languages," provide a summary of your life as a language learner under "Biography," and add yourself to or remove yourself from groups under "Sections."



9. "Can-Do" allows you to view and upload evidence for all of the Can-Do Statements being used at the conference, organized by STARTALK Principle. Don't forget to check out the process Can-Dos as well!

Upload Evidence +



Can-Do Modes & Levels

English

Implementing a Standards-Based and Thematically Organized Curriculum	Professional Practice
Integrating Culture, Content, and Language in a World Language Classroom	Professional Practice
Adapting and Using Age-Appropriate Authentic Materials	Professional Practice
Conducting Performance-Based Assessment	Professional Practice
Using the Target Language and Providing Comprehensible Input for Instruction	Professional Practice
Facilitating a Learner-Centered Classroom	Professional Practice
Process Can-Dos	Professional Practice



The STARTALK Program administered by the National Foreign Language Center at the University of Maryland and the U.S. Department of Education Title VI, under grant #P229A140004, support development of LinguaFolio Online. Contents do not necessarily represent the policy of the U.S. Department of Education nor imply endorsement by the federal government.