



# Account Registration


---

Instructor Tutorial

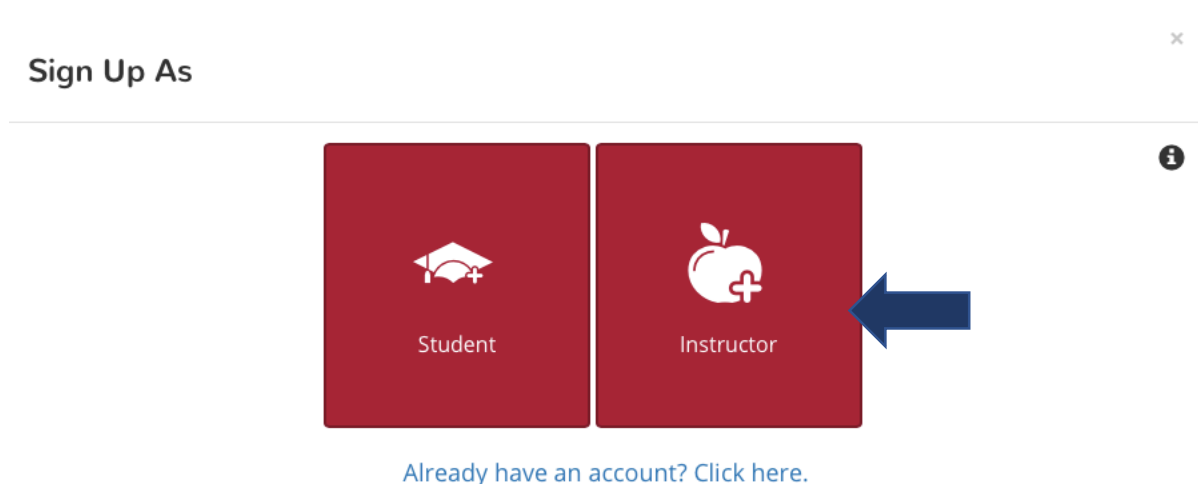
# Instructor Tutorial: Account Registration

This tutorial shows instructors how to register for Pulsar.

1. Go to <https://startalklfo.uoregon.edu>. Click "Sign Up" near the top right corner of the screen.



2. Select the box labeled "Instructor."



3. Enter your username (six characters or more), name, email, and password (six characters or more). Then search for your language and select from the auto-complete choices. Be sure to click the box near the bottom of the form to verify your humanity. Finally, click "next."

## Sign Up As x

Username i

Name


Email

Password

Repeat Password

Language

Begin typing a language. You MUST select from the auto-complete choices.

I'm not a robot   
reCAPTCHA  
[Privacy - Terms](#)



Next



[By signing up, you agree to the Terms and Privacy Policy](#)

[Already have an account? Click here.](#)

4. Select your program's state and language. Then select your program. Once you do so, specific group names will appear under "Select Your Group." Check the box for the group you would like to join. Finally, click "Sign Up."

✕

## Sign Up As

---

**Please select your program's state...** ?

Select a State

**...and your program language.**

Select a Language

**Select Your Program...**

Select a Program

**Select Your Group...**

Sign Up

[Already have an account? Click here.](#)

5. After clicking "Sign Up," you will be taken to your dashboard. It should look similar to the one pictured below.

The screenshot shows the Pulsor dashboard for a group named "Dawn Group (CASLS)". The dashboard is organized into several sections:

- My Groups:** Shows the current group "Dawn Group (CASLS)" with 11 students and 4 instructors. It includes buttons for "Add New Group" and "Join Existing Group".
- Members:** Divided into "Instructors (4)" and "Students (11)". Instructors listed include Amy Coffield, Lisa Hendrickson, teacherp, and Zach. Students listed include learner, Amy amytutorial, Ben bentutorial, Carl techteacher2, Isabelle isabellest, and Ryan ryantutorial. There are also buttons for "Add Instructor", "Add Student", and "Batch Upload Students".
- Can-Do Clusters:** Features a cluster titled "STARTALK for SOPHIE" with 9 assigned statements and a "View Reports" button.
- Reflection:** Shows a section for student reflections with four entries, each with a timestamp (e.g., "2 minutes ago", "2 hours ago", "19 hours ago", "20 hours ago").

The STARTALK Program administered by the National Foreign Language Center at the University of Maryland and the U.S. Department of Education Title VI, under grant #P229A140004, support development of LinguaFolio Online. Contents do not necessarily represent the policy of the U.S. Department of Education nor imply endorsement by the federal government.