



# Resetting Passwords

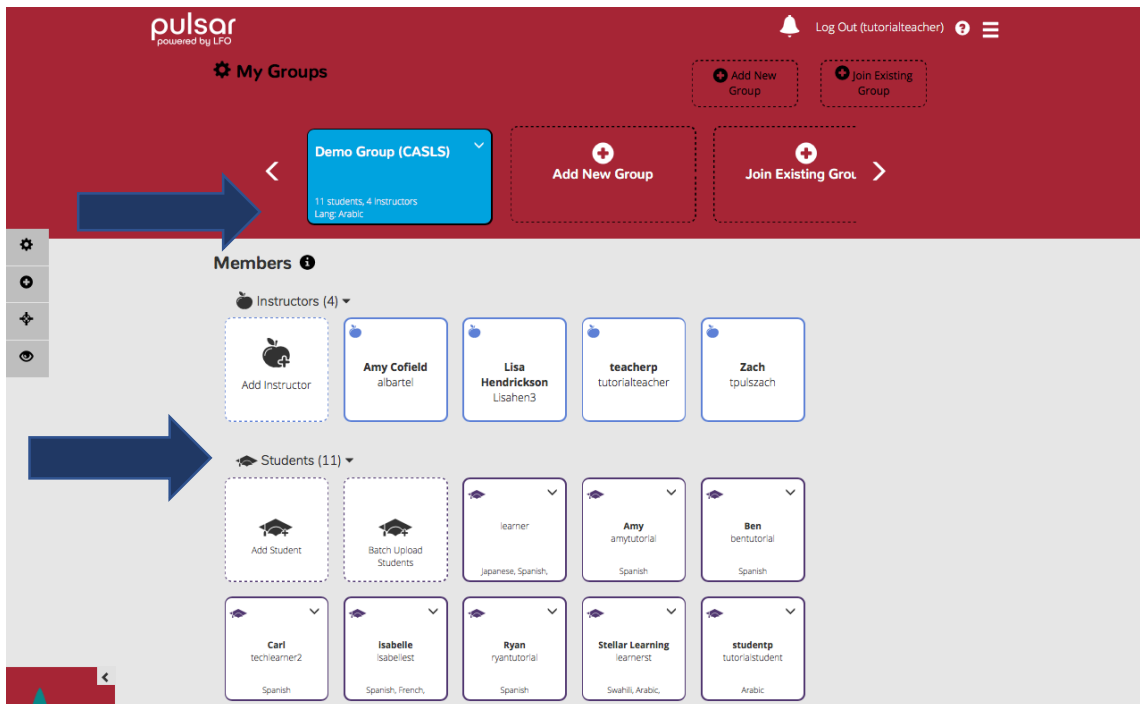
---

Instructor Tutorial

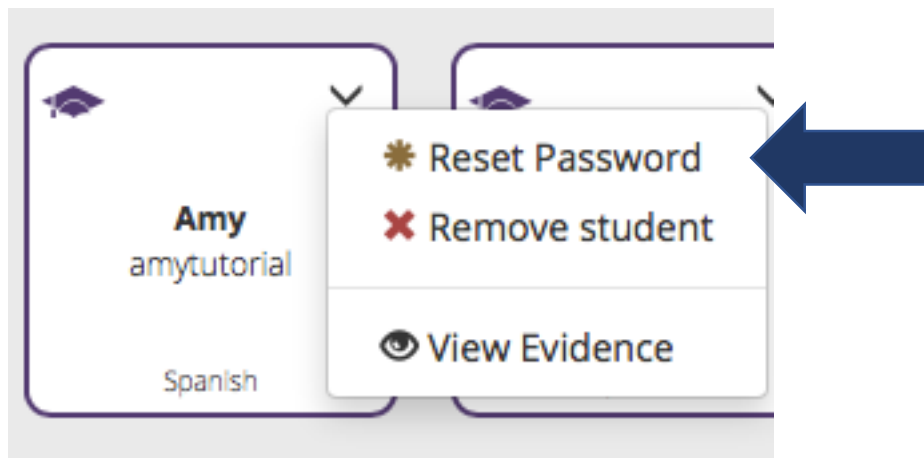
# Instructor Tutorial: Resetting Passwords

This tutorial shows instructors how to reset student passwords.

1. Log in at [pulsar.uoregon.edu](https://pulsar.uoregon.edu). From your dashboard, select the group with the student whose password you want to change. Students are listed in the “Members” section under “Students.”



2. Locate the student who needs their password reset. Click on the arrow in the upper right corner of the student’s icon. Select “Reset Password.”



3. Input the new password and confirm it by typing it a second time. Then, click "Save."

×


## Reset Password for amytutorial

---

**WARNING! You are about to reset the password for amytutorial.**

**New Password**

**Repeat New Password**



**Save**

**Cancel**

Congratulations! You can now reset passwords on Pulsar!