




Account Registration

Student Tutorial

Student Tutorial: Account Registration


This tutorial shows students how to register for Pulsar.

1. Go to <https://startalkfo.uoregon.edu>. Click "Sign Up" near the top right corner of the screen. Please note that registration must be done online and cannot be completed on the mobile app.



2. Select the box labeled "Student."

Sign Up As



Formatted: List Paragraph, Numbered + Level: 1 + Numbering Style: 1, 2, 3, ... + Start at: 1 + Alignment: Left + Aligned at: 0.25" + Indent at: 0.5"

Deleted: - [1]

Formatted: Font:Open Sans

3. Enter your username (six characters or more), name, email, and password (six characters or more). Then search for your language and select from the auto-complete choices. Be sure to click the box near the bottom of the form to verify your humanity. Finally, click "next."

Sign Up As ×

Username ⓘ

Name


Email

Password

Repeat Password

Language

Begin typing a language. You MUST select from the auto-complete choices.

 I'm not a robot  reCAPTCHA
[Privacy](#) · [Terms](#)

By signing up, you agree to the [Terms and Privacy Policy](#)

Already have an account? [Click here.](#)



4. Select your program's state and language. Then select your program. Once you do so, specific group names will appear under "Select Your Group." Check the box that corresponds with your group. Finally, click "Sign Up."

Sign Up As

Please select your program's state...

Select a State

...and your program language.

Select a Language

Select Your Program...

Select a Program

Select Your Group...

Sign Up

[Already have an account? Click here.](#)

5. You should be taken to your new dashboard. A pop-up window of *Terms and Conditions* will appear. Select "I agree" and then "Save."

Terms and Conditions

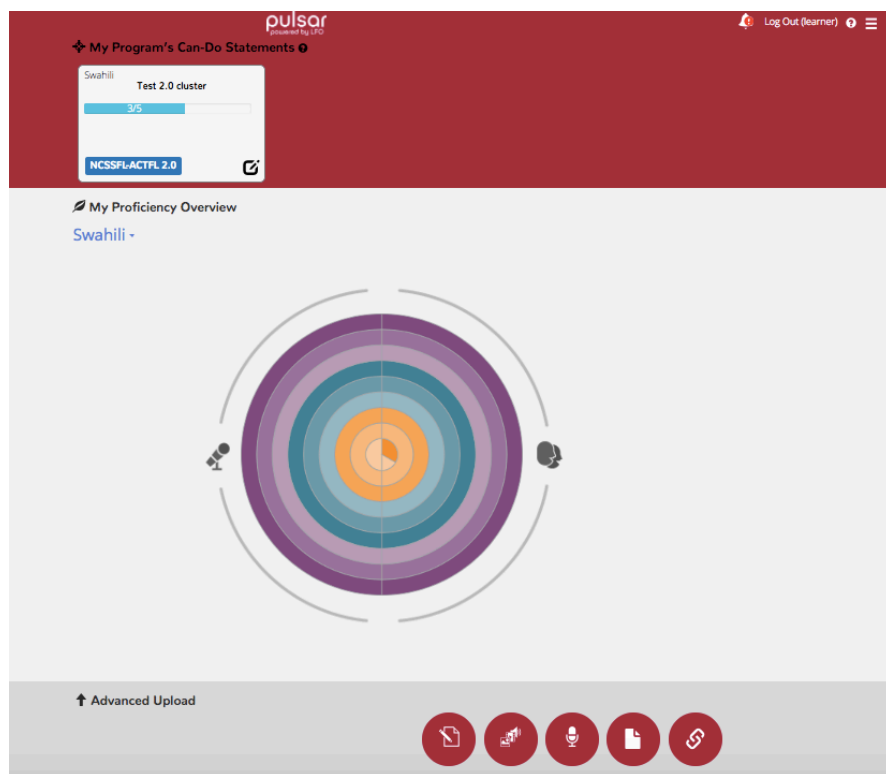
[Click here](#) for our Terms & Conditions.

CASLS designed this website to help you track your language learning. We have stored your data securely and will not share it with anyone except your teachers. We may use anonymous information about how you use this site to help us improve the website and to learn how classes such as the one you are taking help you improve your language proficiency. The research does not use any personally identifiable information and is separate from your study of the language. If you don't want your information to contribute to this research, please ask your teacher for an alternative assignment. You can spend any amount of time at our website, depending on what you want to do and your teacher's instructions. Your participation is voluntary, and you can stop at any time. By using this website, you agree to these terms. If you have any questions about the research, please contact lfolio@uoregon.edu.

I agree

Save

6. Now your dashboard should look similar to the one pictured below.



Congratulations! You have now successfully signed up for Pulsar!

The STARTALK Program administered by the National Foreign Language Center at the University of Maryland and the U.S. Department of Education Title VI, under grant #P229A140004, support development of LinguaFolio Online. Contents do not necessarily represent the policy of the U.S. Department of Education nor imply endorsement by the federal government.

