



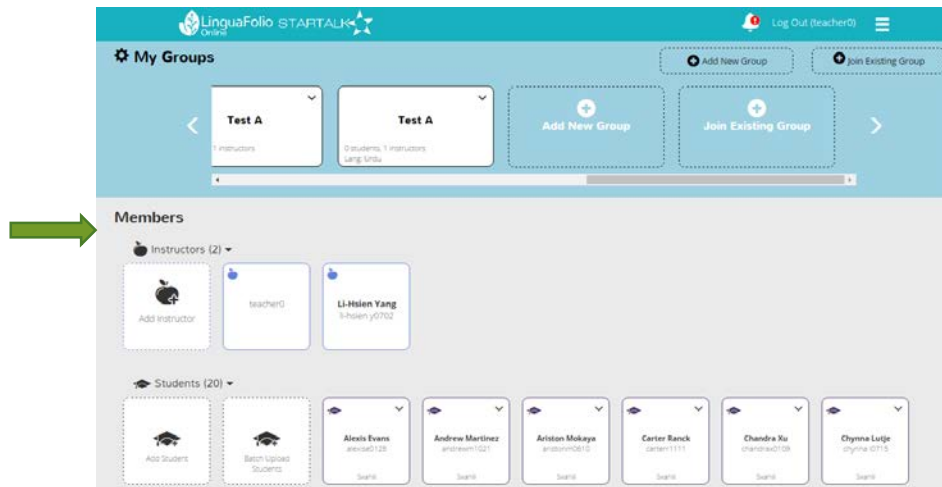
LinguaFolio
Online

Instructor Tutorial

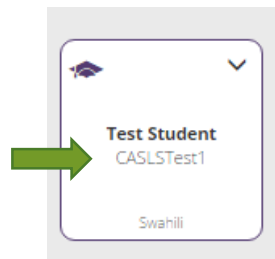
Finding Usernames and Resetting Passwords

Instructor Tutorial: Finding Student Usernames and Resetting Student Passwords on LinguaFolio Online

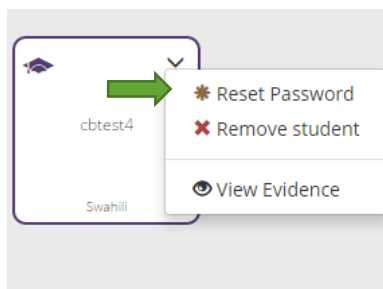
1. Log in to LinguaFolio Online at startalklfo.uoregon.edu.
2. A student's username can be found on the dashboard (homepage) for a given group under "Members."



3. To find the username, look under "Students." The username is the text below the name in bold.



4. To reset the password, click the down arrow in the top right corner of the icon for the student. Then, select "Reset Password."



5. After selecting "Reset Password," you will be brought to the screen below. Enter the new password and click "Save." The student should change the password as soon as possible to ensure the security of his or her account.

Reset Password for learner123123

WARNING! You are about to reset the password for learner123123.

New Password

Repeat New Password



Save

Cancel

