



LinguaFolio
Online

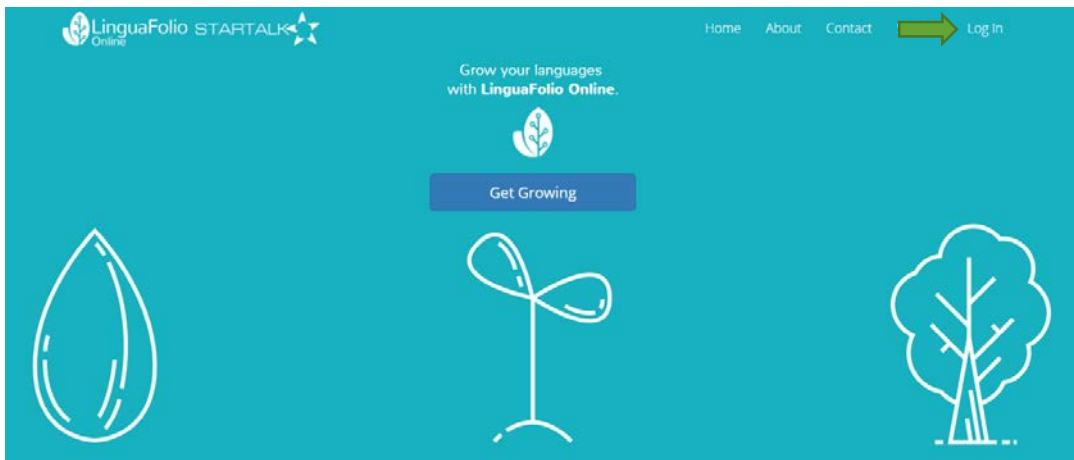
Student Tutorial

LinguaFolio Online Overview

Student Tutorial: LinguaFolio Online Overview

This tutorial provides students with an overview of the sections within LinguaFolio Online.

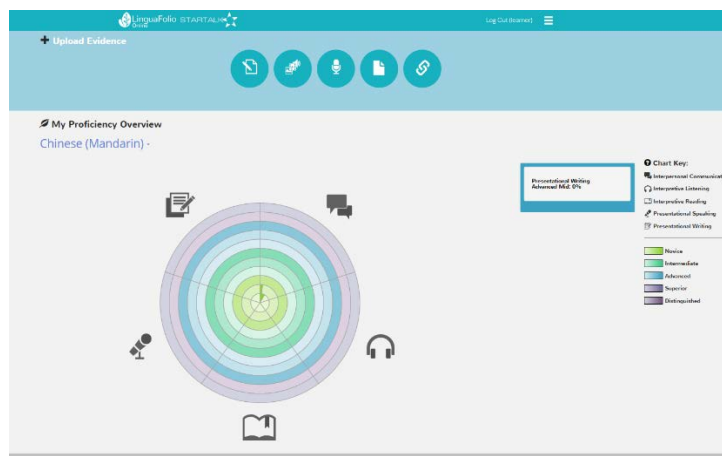
1. Go to startalklfo.uoregon.edu. Log in by clicking “Log In” near the top right corner of the screen.




2. Next, you will see the screen below. After entering your username and password, click “Log In.”

The image shows a login form titled "Log In" with a close button (x) in the top right corner. The form has two input fields: "Username" and "Password". Below the password field is a checkbox labeled "Remember Me" which is checked. Below the checkbox is a link that says "If you forgot your password you can reset it." At the bottom of the form is a blue "Log In" button, which is pointed to by a green arrow from the left.

3. You will then arrive at the student dashboard. It will look similar to the one featured below. You may upload evidence under “Upload Evidence,” reflect on your growing language proficiency under “My Proficiency Overview,” see what Can-Do Statements have been assigned to you as learning targets under “Can-Do Clusters,” and reflect on feedback provided to you by your teacher under “Reflection”.



4. To access the rest of LinguaFolio Online, click the menu icon in the top right. You will see the following menu options: “About,” “Contact,” “Dashboard,” “My Evidence,” “Profile,” and “Can-Do.”



5. “About” provides information regarding the history and functionality of LinguaFolio Online.

About LinguaFolio Online

LinguaFolio Online is an online language learning portfolio that promotes autonomous learning through formative assessment.

LinguaFolio Online is organized around the NCSSFL-ACTFL Can-Do Statements. LinguaFolio Online supports articulation by providing a clear and commonly accepted description of language proficiency based on the ACTFL Proficiency Guidelines.

Learners can set goals based on the Can-Do Statements, track their progress toward accomplishing the statements, and upload work samples to showcase their abilities. Learners are enabled to truly understand the differing levels of language proficiency through examining and practicing the language functions embodied by the Can-Do Statements. They can create evidence to include in their portfolios on a regular basis to showcase their work, which helps them see how they are building the capacity to use the target language. Learners have a clear voice in tailoring their learning experiences to their own needs, wants, and interests.

Additionally, LinguaFolio Online and the free mobile application LFO to Go facilitate language learning outside of the classroom. Learners can easily capture evidence when and where they use it – in local stores, in restaurants, or online. Each subscription allows learners to work on their portfolio for an entire year. In this way, LinguaFolio Online facilitates buy-in that learning is a lifelong, ubiquitous process.

LinguaFolio Online helps learners:

- Set personal learning goals and articulate a plan to achieve them
- Engage in authentic language use
- Document language learning experiences both within and outside of the classroom
- Evaluate and describe their language proficiencies
- Identify and use learning strategies

“I feel like LinguaFolio is the best effort I have seen at helping learners to structure what they’re going to be learning and how they’re going to apply it.”

Betsy Burton, ESL Teacher,
Gamewell Middle School,
Caldwell County Schools

6. "Contact" allows you to view contact information you will need to get in touch with the CASLS LinguaFolio Support Team during tech support hours. If you want to submit a question by email, you may also fill out the form at the bottom of the page.

Contact

If you have questions, please fill out the following form to contact us.

You are also welcome to contact the LinguaFolio Online support team at lfolio@uoregon.edu or 541-357-8048

STARTALK Tech Support Hours:

May 15, 2016 – August 15, 2016

Monday 8am-4pm PST
 Tuesday 8am-4pm PST
 Wednesday 8am-4pm PST
 Thursday 8am-4pm PST
 Friday 8am-4pm PST

7. "My Evidence" allows you to review the evidence that you have created and uploaded. You can search for this evidence by title or sort the evidence by mode, type, or level.

The screenshot displays the 'My Evidence+' interface. On the left, there is a search sidebar with a search bar, an 'Include archived' checkbox, and filters for 'By Mode' (with icons for text, audio, video, and document), 'By Type' (with icons for various media types), and 'By Level' (with buttons for Novice, Intermediate, Advanced, Superior, Distinguished, and All). The main area shows two evidence items. The first item, 'TestTest', is a 'Novice Mid' level audio recording from 5/03/2016 11:41 AM. The evidence shows a progress indicator of four green dots and the text 'I can say hello and goodbye to my teacher, professor, or supervisor.' Below this is a comment box and a 'Review' button. The second item, 'Who what where', is a 'Novice Low' level audio recording from 5/03/2016 09:22 AM. The evidence shows a progress indicator of three green dots and the text 'I can respond to who, what, when, where questions.' Below this is a comment box and a 'Review' button.

8. "Profile" gives a picture of who you are within the LinguaFolio Online system. You may add a photograph under "Profile," edit the languages that you speak under "Languages," provide a

summary of your life as a language learner under “Biography,” or add or remove yourself from groups under “Sections.”

Profile


Profile

Languages

Biography

Sections

Profile








[Edit](#)

Username:	teacher0	Edit
Password:	*****	Edit
Email:	teacher0@uoregon.edu	Edit

9. “Can-Do” allows you to view all of the Can-Do Statements by mode and level. From this page, you can upload evidence and select Can-Do Statements that you want to work on mastering.

Upload Evidence +

Can-Do Modes & Levels

Chinese (Mandarin) ▾

Interpersonal Communication	Novice Low	Novice Mid	Novice High	Intermediate Low	Intermediate Mid	Intermediate High	Advanced Low	Advanced Mid
Interpretive Listening	Novice Low	Novice Mid	Novice High	Intermediate Low	Intermediate Mid	Intermediate High	Advanced Low	Advanced Mid
Interpretive Reading	Novice Low	Novice Mid	Novice High	Intermediate Low	Intermediate Mid	Intermediate High	Advanced Low	Advanced Mid
Presentational Speaking	Novice Low	Novice Mid	Novice High	Intermediate Low	Intermediate Mid	Intermediate High	Advanced Low	Advanced Mid
Presentational Writing	Novice Low	Novice Mid	Novice High	Intermediate Low	Intermediate Mid	Intermediate High	Advanced Low	Advanced Mid



The STARTALK Program administered by the National Foreign Language Center at the University of Maryland and the U.S. Department of Education Title VI, under grant #P229A140004, support development of LinguaFolio Online. Contents do not necessarily represent the policy of the U.S. Department of Education nor imply endorsement by the federal government.