



LinguaFolio
Online

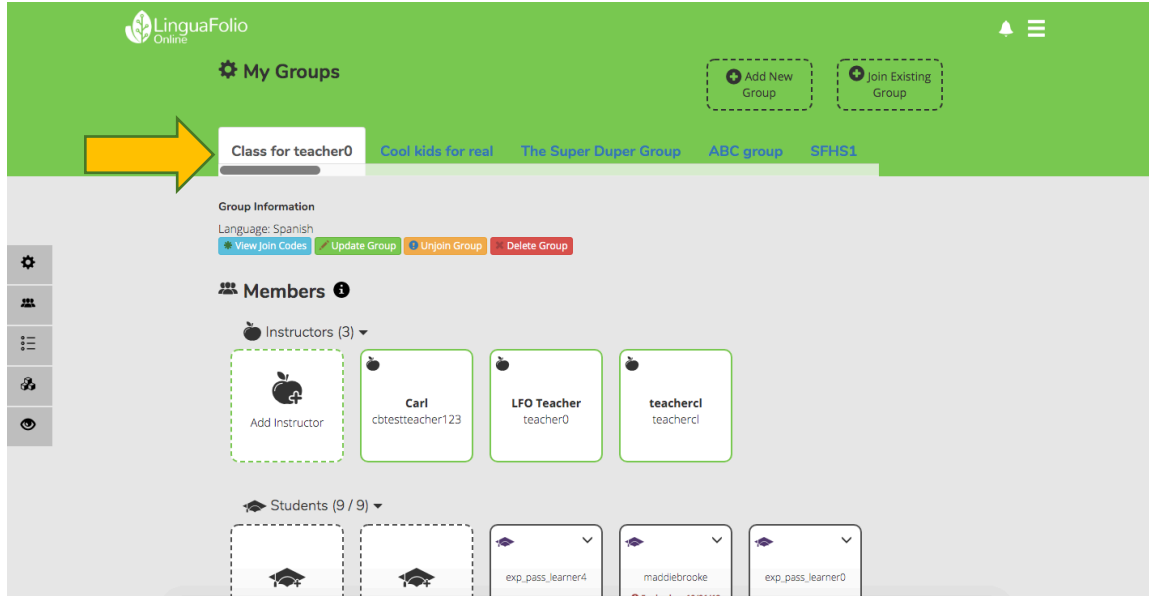
Instructor Tutorial

Reviewing Evidence for a Specific Student

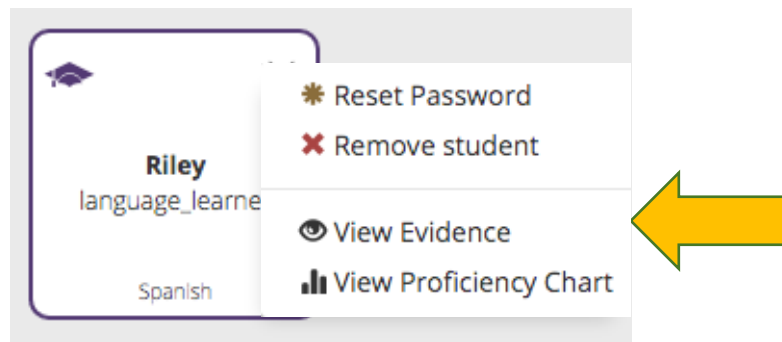
Instructor Tutorial: Reviewing Student Evidence on LinguaFolio Online

This tutorial provides instructors with information about how to review student evidence in LinguaFolio Online.

1. Log in to LinguaFolio Online at linguafolio.uoregon.edu.
2. Once you log in, you will be brought to the dashboard. Click the group for which you would like to review student evidence under “My Groups.”

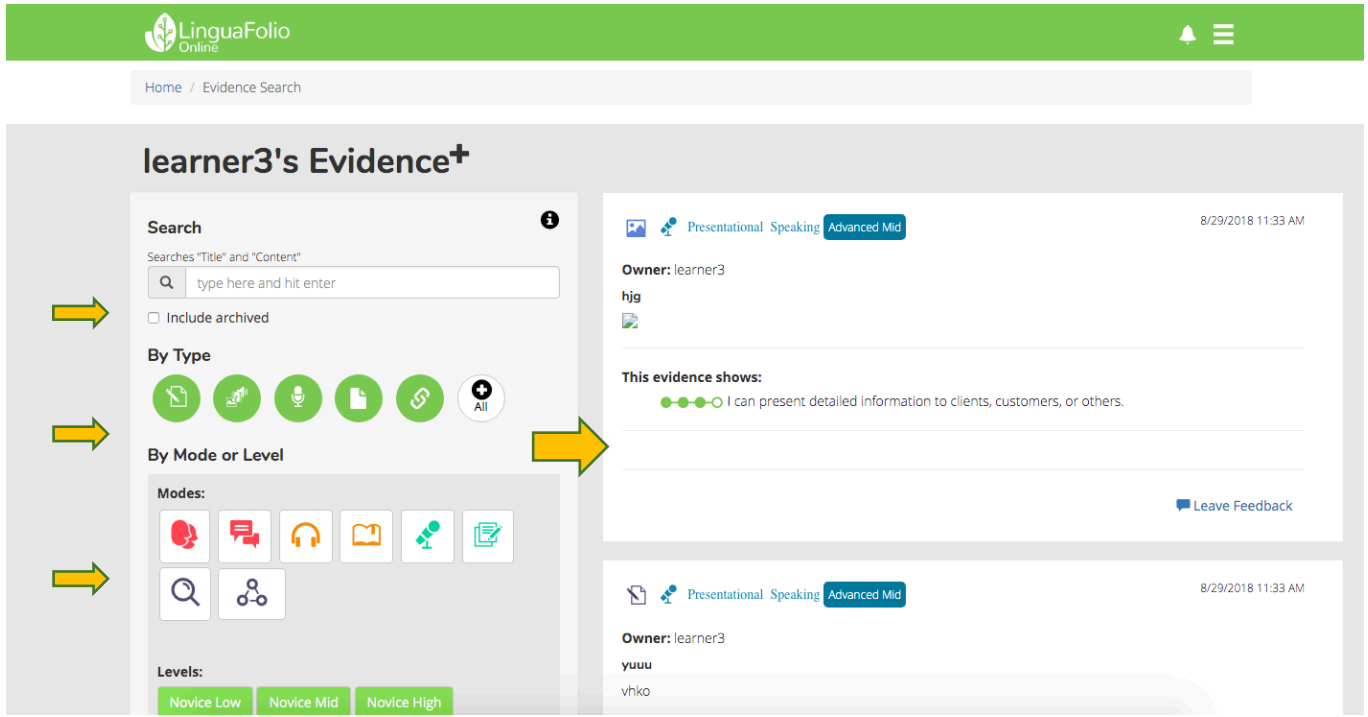


3. Once you click the group, the students enrolled in the group will show up under “Members.” In order to see the evidence that a specific student has created, locate that student’s icon and click the down arrow in the top right corner. Next, select “View Evidence.”

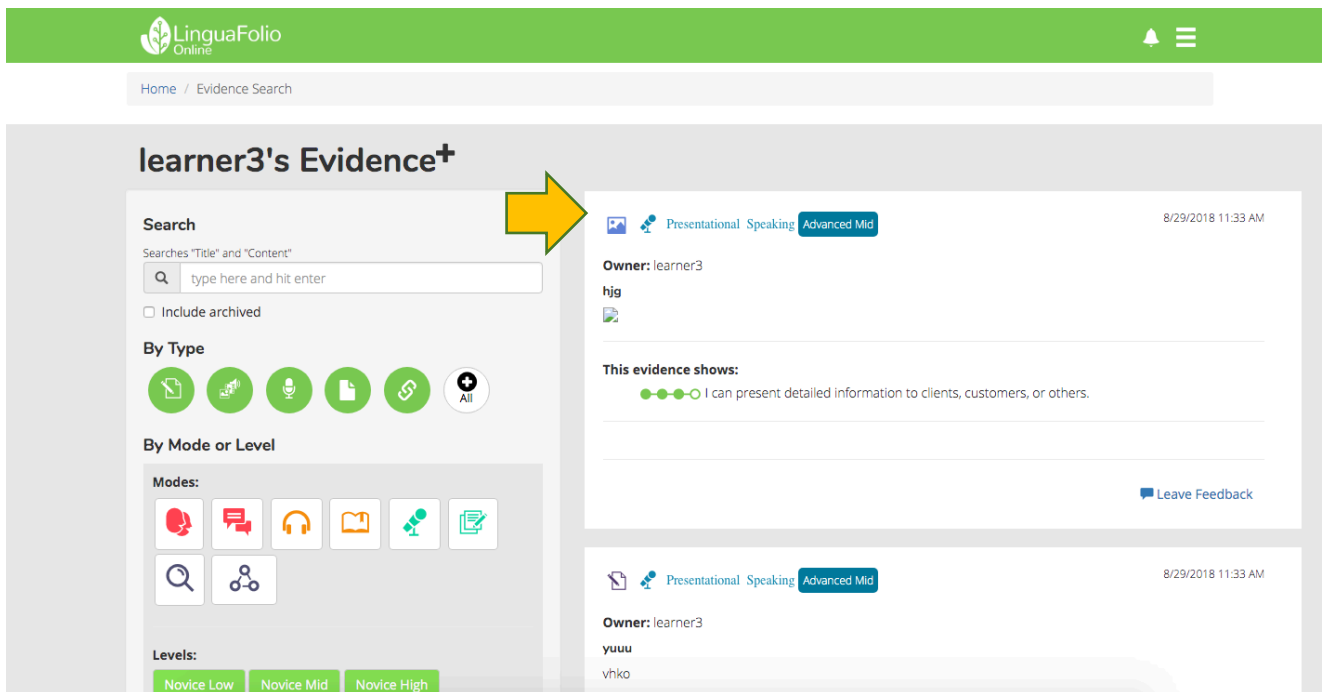


4. You will be brought to a screen that is similar to the one featured below. In this screen, you can search for student evidence or filter the student’s evidence by mode, proficiency level, and file

type. If you are unsure of what the mode and type icons represent, hover the cursor over them to reveal explanatory text.



5. The list of evidence on the right side of the screen will change according to your search or filters used. The evidence will be displayed starting with the most recent first. If you do not perform a search or use the filters, all of the learner's evidence will appear.



6. Each block on the right side of the screen features the evidence and the student’s self-evaluation of the evidence. After reviewing the evidence, indicate whether or not you agree with the student’s evaluation by choosing your evaluation from the dropdown menu on the right. You may enter a comment to justify your reasoning on the left side of the screen. When you are done, click “Review.”



4/06/2015 03:04 PM

Owner: learner1

**This evidence shows:**

I can understand names of objects in my immediate environment, such as words for familiar objects found in classrooms, offices, or homes.



Once you are done reviewing the evidence, the student will be able to see your feedback. If the student disagrees with your evaluation, he or she may indicate so by submitting a justification for his or her original evaluation. It is up to you whether or not you accept the student’s self-evaluation after seeing the justification.



Please note that if you are using a customized version of LinguaFolio Online, the appearance of the screens featured in this tutorial may vary slightly. Any differences in functionality will be noted.