



LinguaFolio  
Online

---

# Instructor Tutorial

Signing Up and Logging In

## Instructor Tutorial: Signing up for and Logging in to LinguaFolio Online

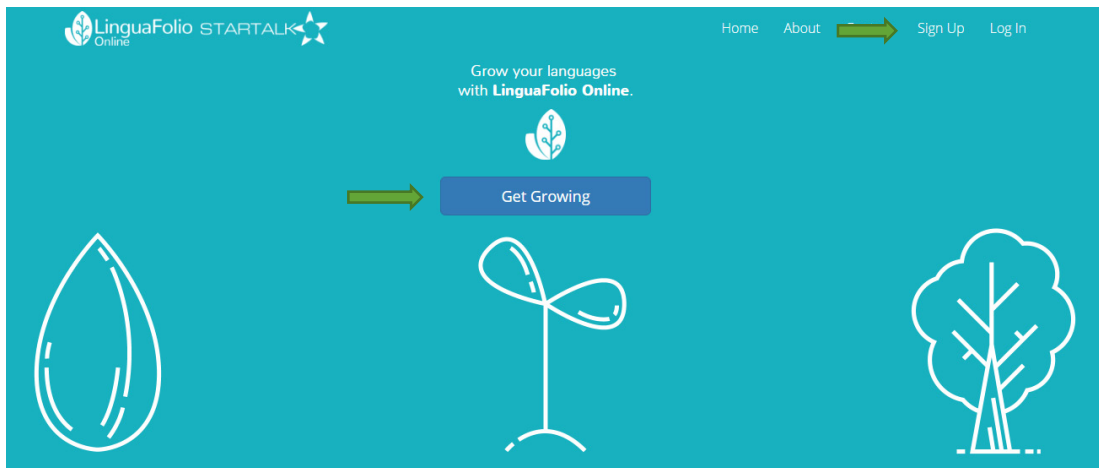
This tutorial provides instructors with information about how to sign up for and log in to LinguaFolio Online.

Section 1: Signing Up for LinguaFolio Online

Section 2: Logging In

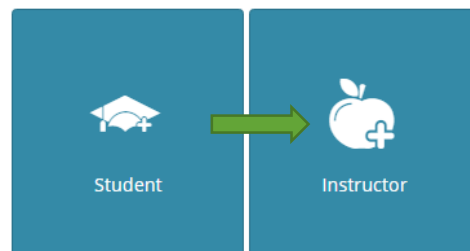
### Section 1: Signing Up for LinguaFolio Online

1. Go to [startalklfo.uoregon.edu](http://startalklfo.uoregon.edu).
2. You will see the screen featured below. Click either "Sign Up" or "Get Growing."



3. Next, click "Instructor" on the screen below.

#### Sign Up As



4. After clicking “Instructor,” you will be asked to fill in the information featured below. Make sure that your username and password are each at least six characters long. When you are finished, click “Next.”

**Sign Up As**

Username


Name

Email

Password

Repeat Password

Language  
  
Begin typing a language. You MUST select from the auto-complete choices.

I'm not a robot  reCAPTCHA  
Privacy Terms

**Next**

By signing up, you agree to the Terms and Privacy Policy

5. You will then be brought to the screen below. Once you select the information required in each dropdown menu, you are ready to click “Sign Up.” Please note that text will appear under “Select Your Group” after you have selected the appropriate state, language, and program.

**Sign Up As**

Please select your program's state...

...and your program language.

Select Your Program...

Select Your Group...

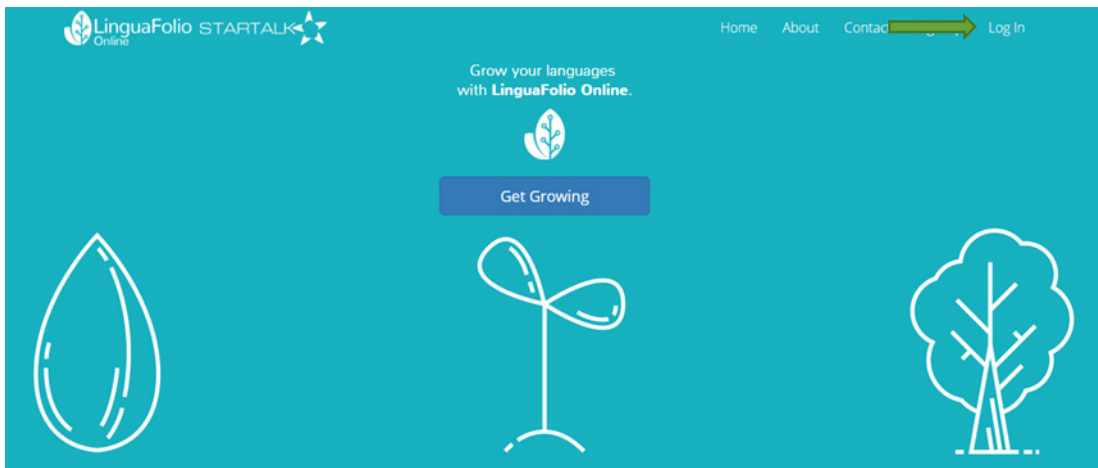
**Sign Up**

After you click “Sign Up,” you will be redirected to the dashboard (home page).

Congratulations! You are signed up and ready to use LinguaFolio Online!

## Section 2: Logging In

1. Go to [startalklfo.uoregon.edu](http://startalklfo.uoregon.edu). Click "Login" near the top right corner.



2. You will be directed to enter your username and password. Then, click "Login." If you forget your password, you may reset it by clicking "Reset It."

The image shows a 'Log In' form with a close button (x) in the top right corner. It contains two input fields for 'Username' and 'Password'. Below the password field is a checked checkbox labeled 'Remember Me'. A link for 'Reset It' is located below the checkbox, with a green arrow pointing to it. A 'Log In' button is at the bottom, with a green arrow pointing to it from the left.

If you need to reset your password, you will be prompted to enter either the username or email address associated with your account. Once you have entered the required information, click "Submit" and an email will be sent to your account so that you can reset the password. If you do not receive the email, please make sure that your email filters are not blocking emails from [lfolio@uoregon.edu](mailto:lfolio@uoregon.edu).

## Request password reset

Please enter your email or username. A link to reset your password will be sent to the email account associated with your login.

Email or Username



Submit

If you cannot reset your password, please email the support team at [lfolio@uoregon.edu](mailto:lfolio@uoregon.edu) or call (541) 357-8048.

