



LinguaFolio  
Online

---

# Student Tutorial

Signing Up and Logging In

## Student Tutorial: Signing up for and Logging in to LinguaFolio Online

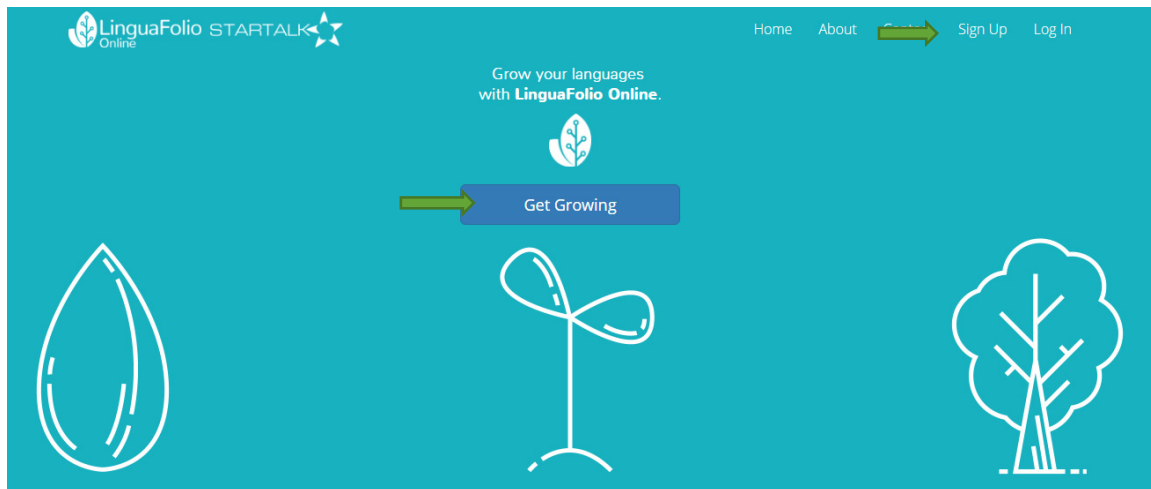
This tutorial provides students with information regarding the following functions of LinguaFolio Online:

Section 1: Signing up

Section 2: Logging in

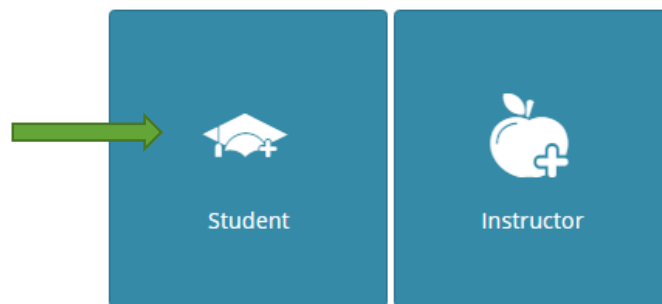
### Section 1: Signing up

1. Go to [startalkfo.uoregon.edu](http://startalkfo.uoregon.edu).
2. You will see the screen featured below. Either click "Sign Up" or "Get Growing."



3. Next, click "Student" on the screen below.

### Sign Up As



4. After clicking "Student," you will see the screen below. Fill it out accurately. Make sure that your username and your password are at least six characters long, or you will be brought to an error screen. When you are finished, please click "Next."

**Sign Up As**

Username

Name

Email

Password

Repeat Password

Language

Search for a language...

Begin typing a language. You MUST select from the auto-complete choices.

I'm not a robot

reCAPTCHA  
Privacy - Terms

**Next**

By signing up, you agree to the Terms and Privacy Policy

5. You will then be brought to the screen below. Once you select the information required in each dropdown menu, you are ready to click "Sign Up."

**Sign Up As**

Please select your program's state...

Select a State

...and your program language.

Select a Language

Select Your Program...

Select a Program

Select Your Group...

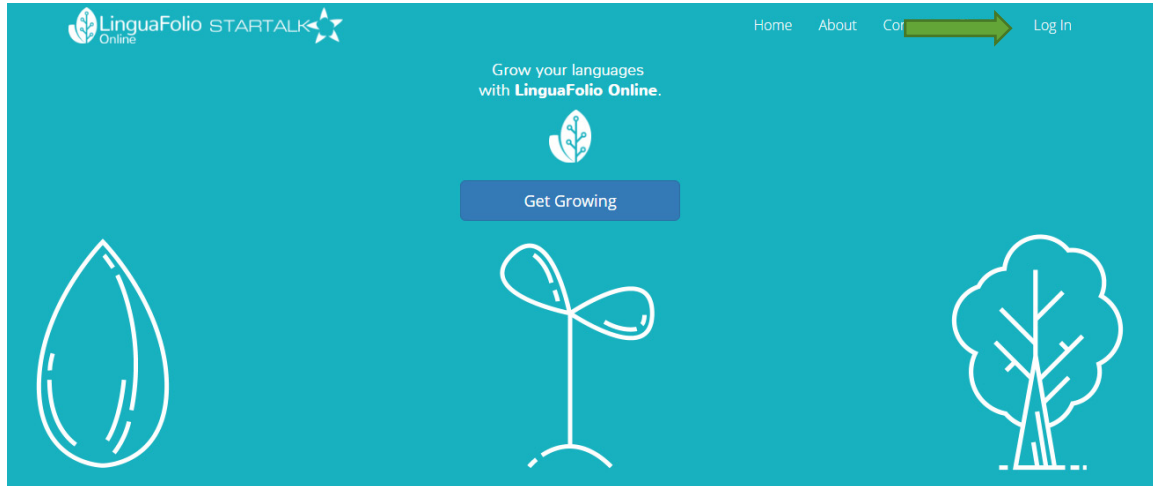
**Sign Up**

After you click "Sign Up," you will be redirected to the dashboard (home page).

Congratulations! You are signed up and ready to use LinguaFolio Online!

## Section 2: Logging in

1. Go to [startalklfo.uoregon.edu](http://startalklfo.uoregon.edu).
2. Click “Log In” near the top right corner.



3. You will then be directed to enter your username and password and click “Log In.” If you forget your password, you may reset it by clicking “Reset It.”

×

### Log In

---

**Username**

**Password**

Remember Me

If you forgot your password [reset it.](#)

[Log In](#)

4. If you need to reset your password, you will be prompted to enter either the username or email address associated with your account. Once you have entered the required information, click "Submit" and an email will be sent to allow you to reset the password. If you do not receive the email, please make sure that your email filters are not blocking emails from [lfolio@uoregon.edu](mailto:lfolio@uoregon.edu).

## Request password reset

Please enter your email or username. A link to reset your password will be sent to the email account associated with your login.

Email or Username



Submit

5. If you cannot reset your password, please email the support team at [lfolio@uoregon.edu](mailto:lfolio@uoregon.edu) or call (541) 357-8048.

Congratulations! It's time to get growing!

