



LinguaFolio  
Online

---

## Student Tutorial

Signing Up and Logging In

## Student Tutorial: Signing up for and Logging in to LinguaFolio Online

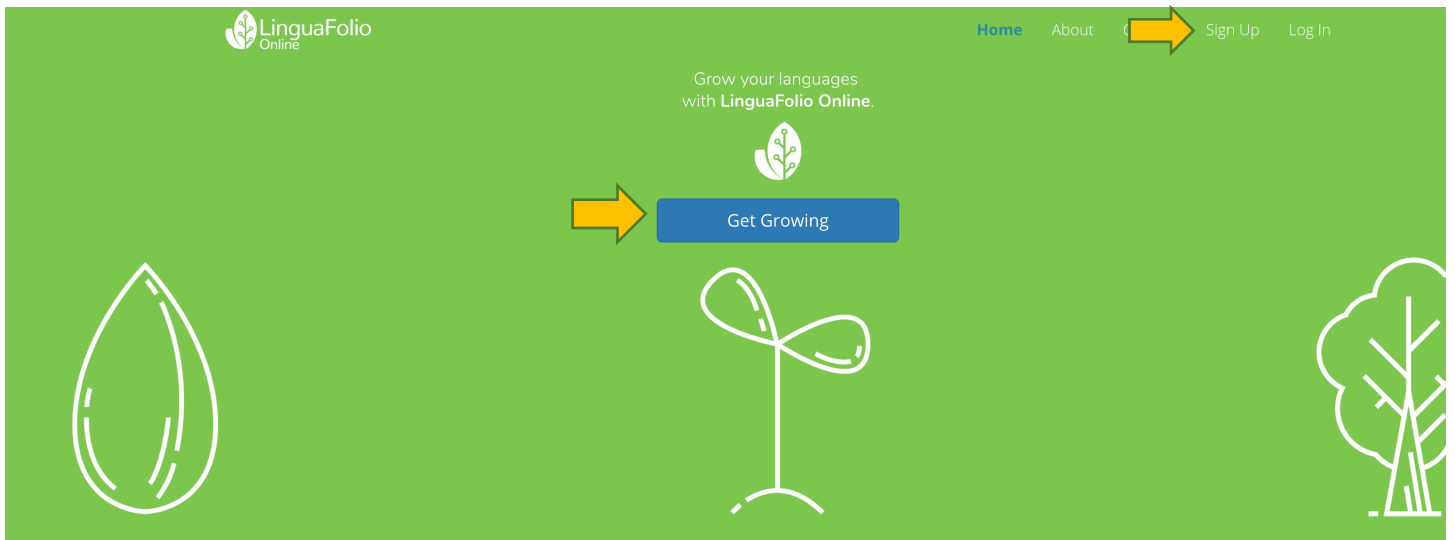
This tutorial provides students with information regarding the following functions of LinguaFolio Online:

Section 1: Signing up

Section 2: Logging in

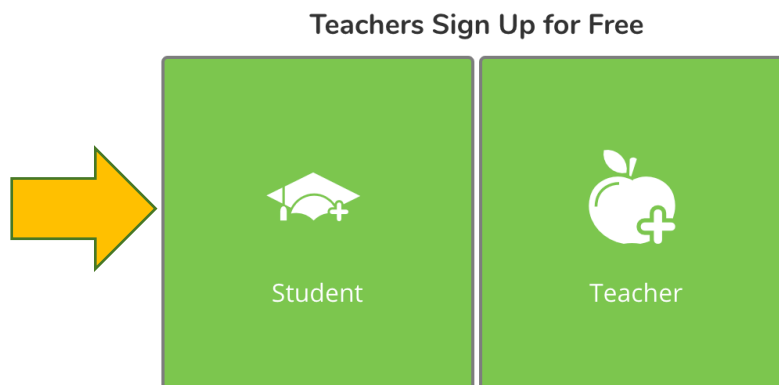
### Section 1: Signing up

1. Go to [linguafolio.uoregon.edu](http://linguafolio.uoregon.edu).
2. You will see the screen featured below. Either click “Sign Up” or “Get Growing.”



3. Next, click “Student” on the screen below.

### Sign Up As



Already have an account? [Click here.](#)

4. Then, you will be prompted to enter the join code for your teacher's class. If you do not know the join code for your class section, ask the instructor of your class for help.

## Sign Up As

Join Existing Group or Class

Purchase an Account

Enter Join Code:

Next

[Already have an account? Click here.](#)

5. You will then be brought to the screen below. Fill it out accurately. Make sure that your username and your password are at least six characters long, or you will be brought to an error screen. When you are finished, please click "Sign Up"

## Sign Up As

Username

Name

Email

Password

Repeat Password

☐

I'm not a robot



reCAPTCHA  
Privacy - Terms

[By signing up, you agree to the Terms and Privacy Policy](#)

Sign Up

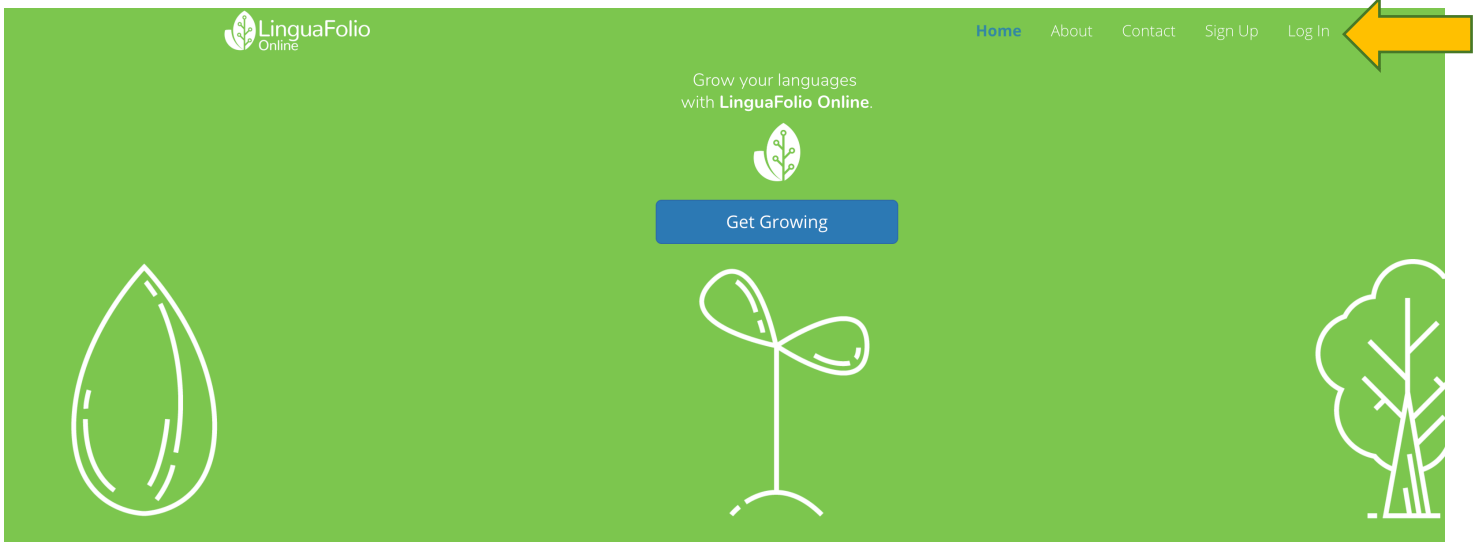
[Already have an account? Click here.](#)

After you click "Sign Up," you will be redirected to the dashboard (home page).

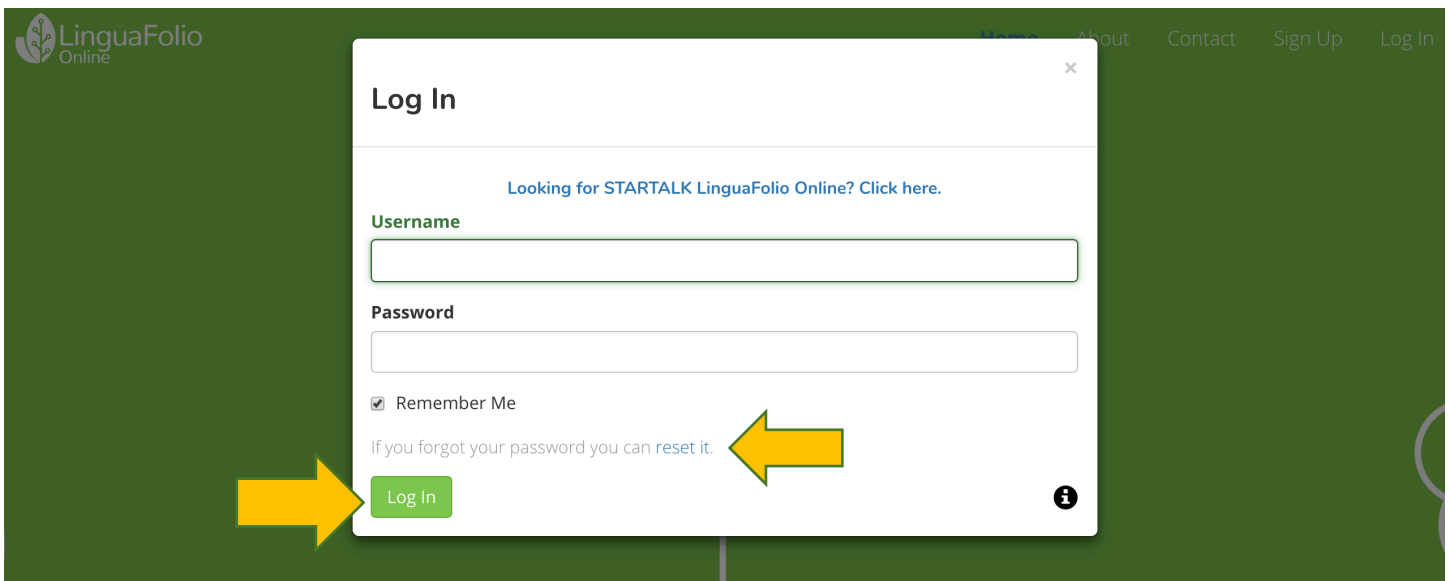
Congratulations! You are signed up and ready to use LinguaFolio Online!

## Section 2: Logging in

1. Go to [linguafolio.uoregon.edu](http://linguafolio.uoregon.edu).
2. Click “Log In” near the top right corner.



3. You will then be directed to enter your username and password and click “Log In.” If you forget your password, you may reset it by clicking “Reset It.”



4. If you need to reset your password, you will be prompted to enter either the username or email address associated with your account. Once you have entered the required information, click “Submit” and an email will be sent to allow you to reset the password. If you do not receive the email, please make sure that your email filters are not blocking emails from [lfolio@uoregon.edu](mailto:lfolio@uoregon.edu).

# Request password reset

Please enter your email or username. A link to reset your password will be sent to the email account associated with your login.

**Email or Username**

Submit

5. If you cannot reset your password, please email the support team at [Ifolio@uoregon.edu](mailto:Ifolio@uoregon.edu)

Congratulations! It's time to get growing!



**Please note that if you are using a customized version of LinguaFolio Online, the appearance of the screens featured in this tutorial may vary slightly. Any differences in functionality will be noted.**